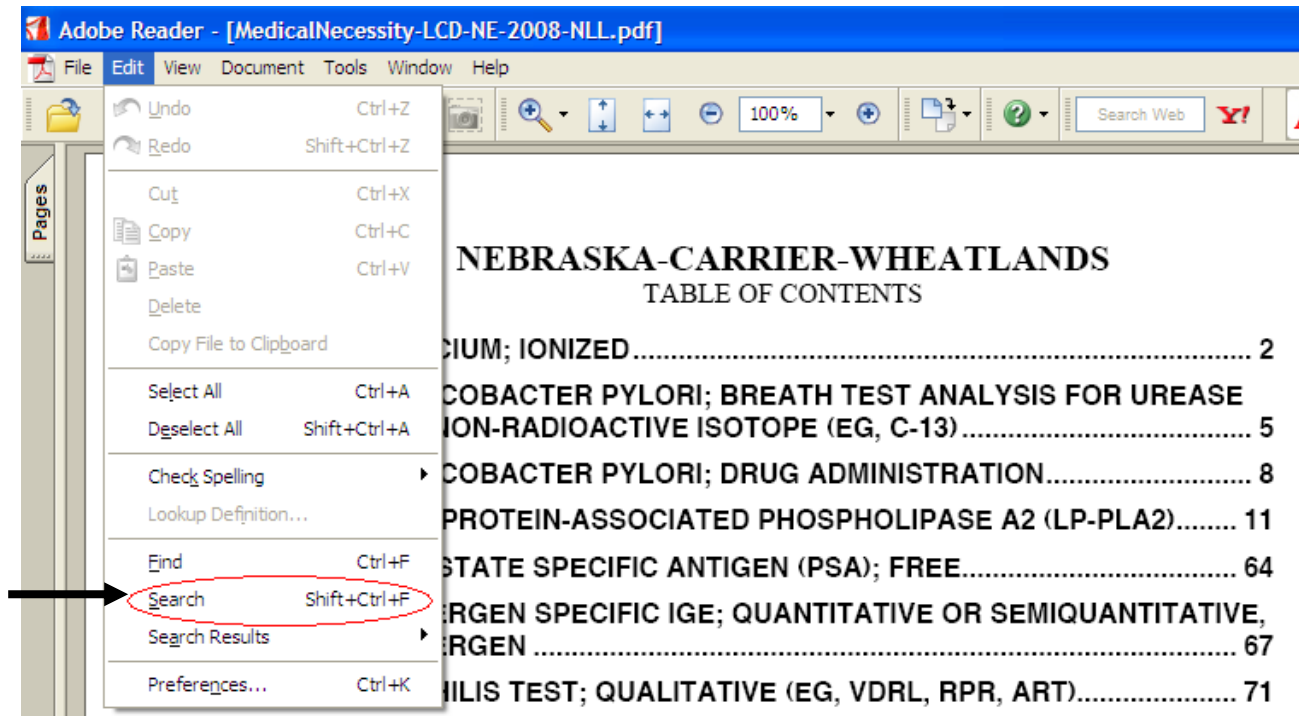


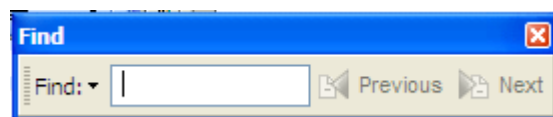
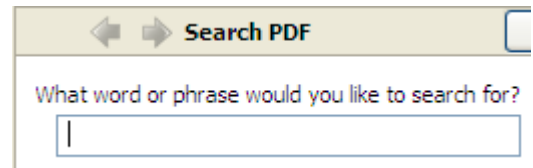
Medicare Medical Necessity Guide ‘Instructions for Use’

The electronic version of the guide is found on the ‘Clients’ tab of the website and consists of Volume I, National Coverage Determinations (NCDs), and Volume II, Local Coverage Determinations (LCDs). These files are ‘pdf’ files which enable the user to search by test, CPT code, or any text or phrase. In addition, we have included two excel (.xls) files which reference the specific volume and page where NLL procedure NCD/LCD can be found.

After clicking and opening the desired volume, the search criteria is activated in two ways. First, at the top menu, click on ‘Edit’, then Search, as shown below:



A search box appears for the user to enter the test name, CPT or any other text, as shown here:



A quick method of searching instead of using the menu line, is to hold the ‘control’ key down and press the F key (for ‘find’). A similar search box appears to enter text or a number to search.

If you have any questions or concerns regarding this new manual, please contact us at the Nebraska LabLinc Call Center: (402) 484-LINC (5462) or (866) 886-LINC (5462), or contact your account manager.